

Name _____

Spelling:
Short a and Short i

Using the Word Study Steps

1. LOOK at the word.
2. SAY the word aloud.
3. STUDY the letters in the word.
4. WRITE the word.
5. CHECK the word.

Did you spell the word right?

If not, go back to step 1.

Puzzle

Solve the puzzle. Circle the six hidden spelling words from the box.

has	sat	bad
fix	wag	him

o	w	a	g	p	s	t
i	l	v	p	h	a	s
h	i	m	n	w	z	b
d	b	a	d	k	c	p
s	e	f	i	x	y	d
g	a	s	a	t	h	x

Practice

Spelling
Short *a, i*

Name _____

has six him sat bad
wag if will had fix

A. Word Sort

Look at the spelling words in the box. Write the spelling words that have the short *a* sound.

1. _____ 2. _____ 3. _____
4. _____ 5. _____

Write the spelling words that have the short *i* sound.

6. _____ 7. _____ 8. _____
9. _____ 10. _____

B. Misfit Letter

An extra letter has been added to each spelling word below. Draw a line through the letter that does not belong. Write the correct word on the line.

11. hais _____ 12. fixe _____
13. sayt _____ 14. hyim _____
15. whill _____ 16. iff _____
17. wage _____ 18. baid _____
19. sixe _____ 20. hayd _____


Name _____

has	six	him	sat	bad
wag	if	will	had	fix

Match-Ups

Draw a line from each spelling word to its meaning.

- | | |
|--------|------------------------------|
| 1. wag | to make better |
| 2. six | the past tense of <i>sit</i> |
| 3. fix | the number after five |
| 4. bad | to move back and forth |
| 5. sat | not good |



Sentences to Complete

Write a spelling word on each line to complete the sentence.


- I hope you _____ come to see my class tomorrow.
- Can I help _____ with the test?
- We _____ a new teacher last week.
- Now Ted _____ a book on his desk.
- What happens _____ my bus is late?

Name _____

A. There are six spelling mistakes in the paragraph below. Circle the misspelled words. Write the words correctly on the lines below.

I haid a very good day at school. I got to help fikx the fish tank. Then Mr. Dan and I sayt down. I told hime all about a book I had read. He asked iff he could borrow it. I said, "Yes, I wil bring it in so the whole class can read it."

- | | | |
|----------|----------|----------|
| 1. _____ | 2. _____ | 3. _____ |
| 4. _____ | 5. _____ | 6. _____ |



Writing

B. Write about your day at school. Use three spelling words in your list.

A Camping Trip

By Rachelle Kreisman



Ryan and his family went camping. They set up a tent and sleeping bags. Ryan's mom started to make a fire in the fire pit. Ryan and his sister, Lily, searched for sticks. The sticks had to be long with a point at the end. The family was going to roast marshmallows!

Ryan and Lily found the perfect sticks. Their mom opened a bag of marshmallows. Ryan put one marshmallow at the end of his stick. Lily did, too. Then they carefully held their marshmallows over the fire and waited.

The marshmallows started to heat up. Ryan observed as the white treat turned brown. He knew that his marshmallow could not change back to white. He made sure not to burn it. Then Ryan removed the brown marshmallow from the fire. He waited a minute for it to cool. Then he took a bite. It was warm, gooey, and delicious!

Name: _____ Date: _____

1. What did Ryan do with his family?

- A) He went camping.
- B) He learned to cook.
- C) He took a walk.

2. Ryan and Lily had to do some things before they could eat their roasted marshmallows. Which is the correct sequence of Ryan and Lily's actions?

- A) held the marshmallows over the fire, found the perfect sticks, put marshmallows on the sticks
- B) put marshmallows on the sticks, found the perfect sticks, held the marshmallows over the fire
- C) found the perfect sticks, put marshmallows on the sticks, held the marshmallows over the fire

3. Read these sentences from the text.

"Ryan put one marshmallow at the end of his stick. Lily did, too. Then they carefully held their marshmallows over the fire and waited.

"The marshmallows started to heat up. Ryan observed as the white treat turned brown."

What conclusion can you draw based on this evidence?

- A) Marshmallows will turn brown if they are outside for too long.
- B) The heat from the fire caused the marshmallow to change colors.
- C) Ryan's stick caused the marshmallow to change colors.

4. Roasting the marshmallow caused it to change in a way that could not be undone.

What information from the text best supports this statement?

- A) "Ryan removed the brown marshmallow from the fire."
- B) "Ryan observed as the white treat turned brown."
- C) "He knew that his marshmallow could not change back to white."

5. What is the main idea of this story?

- A) Ryan and his family make a fire in a fire pit.
- B) Ryan and his family roast marshmallows on their camping trip.
- C) Ryan and his family learn about nature during their camping trip.

6. Read these sentences from the text.

"The marshmallows started to heat up. Ryan observed as the white treat turned brown. He knew that his marshmallow could not change back to white."

What does the word "observed" mean in these sentences?

- A) heard
- B) tasted
- C) watched

7. Choose the answer that best completes this sentence.

The marshmallow turned brown _____ Ryan held it over the fire.

- A) so
- B) because
- C) but

8. What did Ryan do with his marshmallow after putting it at the end of his stick?

9. How did the heat from the fire affect the marshmallow?

10. Could Ryan make his marshmallow turn brown and gooey without using a fire? Explain your answer using evidence from the text.

Entering Second Grade Summer Math Packet

First Name: _____ Last Name: _____

Second Grade Teacher: _____

I have checked the work completed _____

Parent signature

1. Fill in the missing numbers:

1		3		5	6			9	10
11			14		16		18	19	
	22		24	25		27			30
31			34	35		37			40
	42	43		45	46		48		50
51	52		54		56			59	
61		63				67	68		70
		73		75		77		79	
	82				86	87		89	
	92		94		96		98		

2. Skip count by 2's: 2, 4, _____, _____, _____, _____, _____.

3. Skip count by 5's: 5, 10, _____, _____, _____, _____, _____.

4. Find the sum:

$$\begin{array}{r} 5 \\ +3 \\ \hline \end{array} \quad \begin{array}{r} 8 \\ +0 \\ \hline \end{array} \quad \begin{array}{r} 1 \\ +2 \\ \hline \end{array} \quad \begin{array}{r} 2 \\ +2 \\ \hline \end{array} \quad \begin{array}{r} 2 \\ +6 \\ \hline \end{array} \quad \begin{array}{r} 7 \\ +3 \\ \hline \end{array} \quad \begin{array}{r} 5 \\ +5 \\ \hline \end{array}$$

$$\begin{array}{r} 7 \\ +7 \\ \hline \end{array} \quad \begin{array}{r} 5 \\ +2 \\ \hline \end{array} \quad \begin{array}{r} 3 \\ +0 \\ \hline \end{array} \quad \begin{array}{r} 2 \\ +7 \\ \hline \end{array} \quad \begin{array}{r} 5 \\ +1 \\ \hline \end{array} \quad \begin{array}{r} 2 \\ +5 \\ \hline \end{array} \quad \begin{array}{r} 3 \\ +3 \\ \hline \end{array}$$

$$\begin{array}{r} 1 \\ +7 \\ \hline \end{array} \quad \begin{array}{r} 4 \\ +5 \\ \hline \end{array} \quad \begin{array}{r} 0 \\ +6 \\ \hline \end{array} \quad \begin{array}{r} 1 \\ +9 \\ \hline \end{array} \quad \begin{array}{r} 9 \\ +9 \\ \hline \end{array} \quad \begin{array}{r} 1 \\ +4 \\ \hline \end{array} \quad \begin{array}{r} 1 \\ +8 \\ \hline \end{array}$$

5. List the value of each coin.




6. Fill in the blanks, skip count by 5's.

	10					35			
55					80				100

7. Write these numbers from smallest to largest: 21, 16, 35, 8.

- A. 21, 35, 16, 8
- B. 16, 21, 35, 8
- C. 8, 16, 21, 35

8. Draw a line to match the coin with its name:



Front of penny

Back of nickel

Front of quarter

Front of dime

Back of quarter

Front of nickel

Back of penny

Name _____

Using the Word Study Steps

1. LOOK at the word.
2. SAY the word aloud.
3. STUDY the letters in the word.
4. WRITE the word.
5. CHECK the word.

Did you spell the word correctly?

If not, go back to Step 1.

Find and Circle

Circle the 10 hidden spelling words from the box. The words are across, down, and on a slant.

not	job	tub	hut	tell
fog	gut	bun	went	pet

x	s	j	o	b	t	h	p	z	y	n	s
n	t	f	l	u	c	u	t	e	l	l	q
v	o	w	g	n	x	t	f	b	t	u	b
g	z	t	s	w	e	n	t	k	z	f	r

Practice

Spelling:
Short e, o, u

Name _____

went tub not tug fog
pet tell hut job bun

Word Sort

A. Look at the spelling words in the box. Match each word to a vowel sound. Write the words on the lines.

Short e

Short o

Short u

- | | | |
|----------|----------|-----------|
| 1. _____ | 4. _____ | 7. _____ |
| 2. _____ | 5. _____ | 8. _____ |
| 3. _____ | 6. _____ | 9. _____ |
| | | 10. _____ |

New Words

B. Make a new word from the spelling list by changing the vowel. Write the new word on the line.

- | | |
|-------------------------|-------------------------|
| 11. pat - a + e = _____ | 14. fig - i + o = _____ |
| 12. bin - i + u = _____ | 15. hat - a + u = _____ |
| 13. jab - a + o = _____ | |

Practice

Spelling:
Short *e*, *o*, and *u*

Name _____

went tub not tug fog
pet tell hut job bun

Write a spelling word to complete each sentence.

1. Tom lets me _____ his dog.
2. I can _____ that Jen likes me.
3. Gus and I _____ to the park.
4. It is _____ nice to be mean.
5. I bathe my little sister in the _____.
6. Mike and Dan made a _____ to play in.
7. I did a good _____ helping my friend.
8. At dinner Dad gave me a hamburger on a _____.
9. I will _____ on the rug so no one trips.
10. The _____ makes it hard to see.



Practice

Spelling:
Short e, o, u

Name _____

**A. There are six spelling mistakes in the letter below.
Circle the misspelled words. Write the words correctly
on the lines.**

Dear Ben,

I want to tel you about Sam. He is my new peet rabbit.
I weint to the store and got him a cage and some food.
He is nat very big yet. I gave him his first bath in the
tuab. Taking care of him is a big jaub. Please come see
him soon!

Your friend,
Matt

1. _____ 2. _____ 3. _____
4. _____ 5. _____ 6. _____

B. Writing

**Write a letter to a friend. Use three spelling
words.**



© Macmillan/McGraw-Hill

A Day for Fishing



"Why do I have to wake up so early?"
Rosie asked.

She rubbed her eyes and looked out the window. It was still dark. Her dad was making pancakes. Rosie put on her jeans and a shirt. Then she ate her pancakes and was ready to go.

Rosie's dad drove to the river. They saw the sun come up in the sky.

"Look at the sunrise," Rosie said.

She and her dad caught two fish. They ate lunch. Then they drove back home.

Later that day, Rosie said to her dad, "Look at the sunset!"

They saw the bright red sky. Rosie loved her day of fishing.

Name: _____ Date: _____

Directions: For questions 1-4, circle the correct answer.

1. What did Rosie and her dad do together?

- a) They went fishing.
- b) They made pancakes.
- c) They went to the pool.

2. At the beginning of the story, Rosie wakes up to go fishing. When did Rosie wake up to go fishing?

- a) before sunrise
- b) at sunrise
- c) after sunrise

3. Rosie and her dad ate lunch, then they drove back home. Later that day, they saw the sunset. What does this information tell us about when Rosie and her dad came home from fishing?

- a) They came home *before sunset*.
- b) They came home *at sunset*.
- c) They came home *at night*.


4. What is "A Day for Fishing" mainly about?

- a) how to catch a fish
- b) what Rosie and her dad did on their day of fishing
- c) what the sky looks like at sunset


5. A) What color was the sky at sunset?

Handwriting practice lines consisting of two sets of three horizontal lines each. Each set includes a solid top line, a dashed middle line, and a solid bottom line.

B) Draw a picture of Rosie and her dad watching the sunset.



6. What did you learn from "A Day for Fishing"?



7. Class Discussion Question: Based on the story, Rosie and her dad left to go fishing before sunrise and they came home before sunset. Explain whether or not this is enough information to know exactly what time Rosie and her dad left for fishing and what time they came home (i.e. They left at 6am and returned at 4pm).

9. Find the sum.

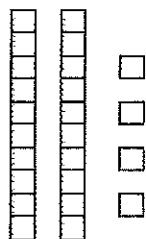
$$\begin{array}{r} 6 \\ +6 \\ \hline \end{array} \quad \begin{array}{r} 8 \\ +1 \\ \hline \end{array} \quad \begin{array}{r} 4 \\ +3 \\ \hline \end{array} \quad \begin{array}{r} 2 \\ +3 \\ \hline \end{array} \quad \begin{array}{r} 5 \\ +0 \\ \hline \end{array} \quad \begin{array}{r} 1 \\ +6 \\ \hline \end{array} \quad \begin{array}{r} 4 \\ +4 \\ \hline \end{array}$$

Select the one best answer for each question.

10. Which number is ONE MORE than 27?

- A. 26
- B. 28
- C. 37

11. What number is represented by the following?



- A. 24
- B. 42
- C. 60

12. How can you make 8 cubes?

- A. 2 cubes plus 5 cubes
- B. 1 cube plus 8 cubes
- C. 2 cubes plus 6 cubes

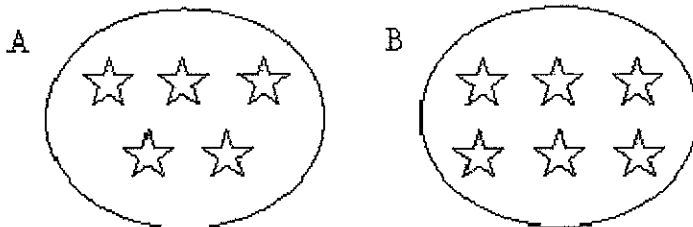
13. Sally and Ron are coming over at 2 o'clock to play and they have to go home at 5 o'clock. How many hours can you play together?

- A. 2 hours
- B. 3 hours
- C. 5 hours

14. Which number fact makes 8?

- A. $7 + 2$
- B. $3 + 4$
- C. $4 + 4$

15. Which of these groups of stars has more stars in it?



- A. Group A
- B. Group B

16. Amanda looked at the night sky. She saw 12 stars. Then she saw 7 more. What number sentence shows how she counted the total number of stars she saw?

- A. $12 - 7 = 5$
- B. $12 + 7 = 5$
- C. $12 + 7 = 19$

17. Write the missing numbers. Skip count by 2.

8, _____, _____, _____, 16

22, _____, _____, _____, 30

54, 56, _____, _____, _____, 64

18. Amanda had 12 crayons. Then Paul gave her 7 more. Make a drawing to show how you would solve this problem. Then circle your answer.

A. 5

B. 12

C. 19

19. Since $3 + 6 = 9$, then which subtraction is also correct?

A. $3 - 6 = 9$

B. $6 - 3 = 9$

C. $9 - 3 = 6$

20. Solve this problem using a drawing:

8 birds were sitting in a tree. 3 flew away. How many are left?

_____ birds are left.

21. Find the difference.

$\begin{array}{r} 8 \\ -2 \end{array}$	$\begin{array}{r} 7 \\ -0 \end{array}$	$\begin{array}{r} 6 \\ -1 \end{array}$	$\begin{array}{r} 9 \\ -4 \end{array}$	$\begin{array}{r} 8 \\ -6 \end{array}$	$\begin{array}{r} 9 \\ -2 \end{array}$	$\begin{array}{r} 6 \\ -3 \end{array}$
--	--	--	--	--	--	--

Week 5 and 6 July 1 - July 12

Name _____

Practice
Spelling:
Final e (a, e)

A. Using the Word Study Steps

1. LOOK at the word.
 2. SAY the word aloud.
 3. STUDY the letters in the word.
 4. WRITE the word.
 5. CHECK the word.
- Did you spell the word right?
If not, go back to step 1.

B. Sounds the Same

Write a spelling word that rhymes with the words in each group.

- | | | |
|---------|------|-------|
| 1. dad | sad | _____ |
| 2. rate | date | _____ |
| 3. lake | make | _____ |
| 4. map | lap | _____ |
| 5. nag | rag | _____ |
| 6. ram | jam | _____ |

a b q d t k e
a m a c x u d
t a i g f y l
e d c q r s h
y e g b a c k
u b x v k x j
z t l w e m n

the puzzle.

Find and circle five spelling words from the box above in

B. Word Find

1. _____ 2. _____ 3. _____
4. _____ 5. _____
6. _____ 7. _____ 8. _____
9. _____ 10. _____

Write the spelling words that have the long *a* sound.

words that have the short *a* sound.

Look at the spelling words in the box. Write the spelling

A. Word Sort

ate	back	cap	ham	made
cape	bake	mad	bag	rake

Name _____


Practice
Spelling: Final *e* (a, e), Contrast
with Short *a*

Name _____

cape	bake	mad	bag	rake
ate	back	cap	ham	made

A. Questions**Write a spelling word to answer each question.**

1. What can you use to make a pile of leaves? _____
2. What can taste good on a sandwich? _____
3. What can you put on your head? _____
4. What can you put your lunch in? _____
5. What word means not happy? _____

**B. Sentences to Complete****Write a spelling word to complete each sentence.**

6. I _____ an apple for lunch.
7. Dad _____ a fire at camp.
8. We drove _____ home after the show.
9. Kate wore a black _____ on her back.
10. I can _____ the bread in the oven.

Practice

Spelling:
Final *e* (*a*, *e*), Contrast
with Short *a*

Name _____

**A. There is one spelling mistake in each sentence.
Circle the misspelled words. Write the correct words
on the lines below.**

1. Dad and I got a baig.
2. We went backe to camp with lots of sticks.
3. Dad made a fire, and we ayt fish for dinner.
4. I was maed when it started to rain.
5. We mayd sure the fire was out.

1. _____ 2. _____ 3. _____

4. _____ 5. _____

B. Writing

**Write about fire safety. Use three
spelling words from your list.**



© Macmillan/McGraw-Hill

Name _____

Using the Word Study Steps


1. LOOK at the word.
2. SAY the word aloud.
3. STUDY the letters in the word.
4. WRITE the word.
5. CHECK the word.

Did you spell the word right?
If not, go back to step 1.

X the Words**Put an X on the words with the long *i* sound.**

rip	pipe	pick
hike	fin	mix
side	did	line
five	lit	wick
fit	pick	rip
mix	bit	win

A Shell is Great for Protection



All turtles have shells. Most turtles have hard shells.

Hard shells protect turtles. A predator cannot bite the hard shell. Some turtles can pull their legs inside their shells. They can pull in their heads and tails too.

Shells come in many different shapes. Some shells are tall and round. Other shells are flat.

Sometimes cartoons show turtles leaving their shells. But... that cannot really happen! A turtle cannot leave its shell. The shell is attached to the turtle. It is a permanent part of its body.

Name: _____ Date: _____

Directions: For questions 1-4, circle the correct answer.

1. What do *all* turtles have?

- a) a hard shell
- b) a shell
- c) six legs

2. How does this passage describe turtle shells?

- a) soft and squishy
- b) green and brown
- c) tall and round or flat

3. "Some turtles can pull their legs inside their shells. They can pull in their heads and tails too."

What does this information tell us about how turtles use their shells to protect themselves?

- a) Turtles leave their shells to escape from a predator.
- b) Turtles use their soft body parts to hide their shells from predators.
- c) Turtles hide their soft body parts inside their shell.


4. What is "A Shell is Great for Protection" mostly about?

- a) what turtle shells look like
- b) turtle cartoons
- c) turtle shells and how they protect turtles

5. A) What can some cartoon turtles do that a real turtle could never do?

A cartoon turtle can

B) Draw a picture of a turtle.



6. What did you learn from "A Shell is Great for Protection"?

7. **Class Discussion Question:** Explain how a turtle’s hard shell protects it from predators.

Optional Extension Question: Discuss which turtles are best protected from predators. Specifically, compare and contrast turtles with hard and soft shells, or turtles that can pull their heads and tails inside their shells and turtles that can pull in their legs too.

22. What is the unknown number in $__? __ + 2 = 7$?

- A. 9
- B. 7
- C. 5

23. Write the missing numbers. Skip count by 5's.

25, _____, _____, _____, 45

50, _____, _____, _____, 70

35, _____, _____, _____, 55

75, _____, _____, _____, 95

24. What is the unknown number in $10 - __? __ = 6$?

- A. 4
- B. 6
- C. 16

25. Add $22 + 5$ without using a calculator or fingers.

- A. 25
- B. 27
- C. 29

26. Find the difference.

8	7	6	5	6	7	8
<u>-5</u>	<u>-2</u>	<u>-3</u>	<u>-4</u>	<u>-2</u>	<u>-4</u>	<u>-4</u>

27. The movie starts at 3:00 pm and ends at 6:00 pm, how long is the movie?

- A. 2 hours
- B. 3 hours
- C. 4 hours

28. Write in the missing numbers. Skip count by 10's.

25, _____, _____, _____, _____

29. Find the sum:

6	0	3	3	6	8	1
<u>+2</u>	<u>+4</u>	<u>+1</u>	<u>+9</u>	<u>+8</u>	<u>+7</u>	<u>+3</u>

9	8	7	9	8	6	7
<u>+3</u>	<u>+8</u>	<u>+4</u>	<u>+4</u>	<u>+3</u>	<u>+4</u>	<u>+6</u>

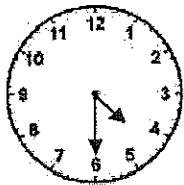
30. Melissa had 22 stones. Her mother gave her 30 more stones. How many did she have altogether? Do not use a calculator.

- A. 25
- B. 32
- C. 52

31. Subtract $16 - 6$ without using a calculator.


- A. 12
- B. 10
- C. 6

32. Look at the clock and tell what time it is.




- A. 4:06
B. 4:30
C. 6:20

33. What time is it?



- A. 2 o'clock
B. 10 o'clock
C. 12 o'clock

34. This number line shows only the number 8. Write the number 6 where it is supposed to be.



35. Fill in the blanks. Skip count by 5's.

25, _____, _____, _____, _____, 50

60, _____, _____, _____, 80

80, _____, _____, _____, 100

Name _____

hike	did	rip	pipe	side
fin	mix	line	five	pick

Word Sort

A. Look at the spelling words in the box. Write the spelling words that have the short *i* sound.

1. _____ 2. _____ 3. _____
4. _____ 5. _____

B. Write the spelling words that have the long *i* sound.

6. _____ 7. _____ 8. _____
9. _____ 10. _____

Sounds the Same

C. Write the spelling word that rhymes with each word below.

- | | |
|----------------|-----------------|
| 11. bike _____ | 16. dive _____ |
| 12. bin _____ | 17. stick _____ |
| 13. kid _____ | 18. ride _____ |
| 14. ripe _____ | 19. fix _____ |
| 15. fine _____ | 20. dip _____ |


Name _____

hike	did	rip	pipe	side
fin	mix	line	five	pick

Match-Ups

Draw a line from each spelling word to its meaning.

- | | |
|---------|----------------------|
| 1. rip | to walk in the woods |
| 2. hike | part of a fish |
| 3. pipe | to tear |
| 4. mix | a metal tube |
| 5. fin | to stir |



Sentences to Complete

Write a spelling word to complete each sentence.

6. I _____ the puzzle all by myself.
7. Can I _____ some flowers for you?
8. I drew a _____ from the word to the picture.
9. I want to play on your _____.
10. I could read when I was _____ years old.

Practice

Spelling:
Short / and Long /

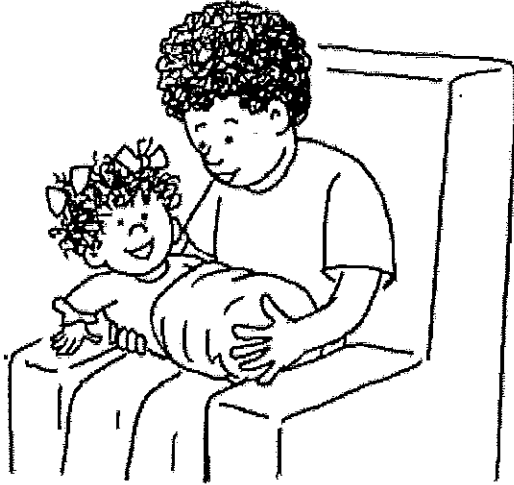
Name _____

A. There are six spelling mistakes in the list below.

Circle the misspelled words. Write the words correctly on the lines.

Things I Can Do

1. I can hik up a big hill.
2. I can mixx red and yellow paint.
3. I can spell the word lien.
4. I can clean up my sied of the room.
5. I can pik up my little sister.
6. I can count down from fiv.



1. _____ 2. _____ 3. _____
4. _____ 5. _____ 6. _____

Writing

B. Make a list of things you can do all by yourself. Use four words from the spelling list.

© Macmillan/McGraw-Hill

Name _____

Spelling:
Final e (a_e), (u_e)**Using the Word Study Steps**

1. LOOK at the word.
2. SAY the word aloud.
3. STUDY the letters in the word.
4. WRITE the word.
5. CHECK the word.

Did you spell the word right?
If not, go back to step 1.

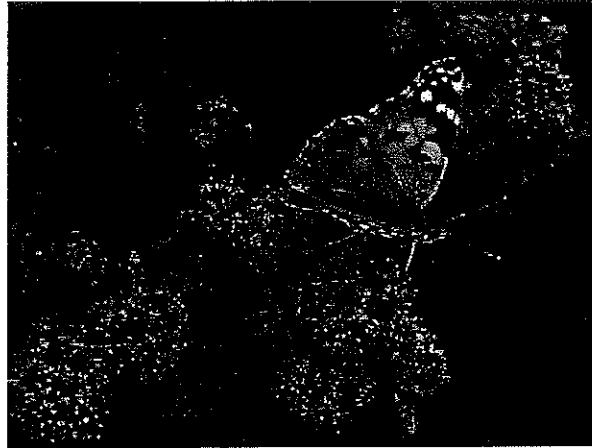
box	fox	dog	lock	pot
cone	home	nose	poke	rope

Puzzle

Solve the puzzle. Circle all the hidden spelling words.

h o m e a v s e t p
 b c o p l p b x r o
 o o r o p e o i o k
 c n x t f k x s e e
 k e g h o n n o s e
 l o c k x e r d o g

Butterflies and Flowers



Do you want to see a butterfly flutter by your garden? Then you should plant a lot of flowers.

Butterflies like sunny gardens and colorful flowers. They drink the sweet juice that is in the flowers.

Butterflies taste the juice with their feet. They sip the juice with a tube that is on their head. They use the tube like a straw.

You might see butterflies in the spring, summer, and fall. Happy butterfly watching!

Name: _____ Date: _____

Directions: For questions 1-4, circle the correct answer.

1. What will you probably see fluttering in your garden if you plant a lot of flowers?

- a) butterflies
- b) beetles
- c) moths

2. If you plant flowers in your garden, you will probably see more butterflies. What makes butterflies come to gardens with flowers?

- a) Butterflies like yellow flowers that look like the sun.
- b) Butterflies drink the sweet juice in colorful flowers.
- c) Butterflies need to be by flowers to stay warm.

3. Butterflies can taste the juice from flowers with their feet, but they sip the juice with a tube on their head. What does this tell us about how a butterfly eats?


- a) Butterflies can only drink with the tube on their head.
- b) Butterflies can drink with their feet or the tube on their head.
- c) Butterflies eat food with their feet.

4. What is "Butterflies and Flowers" mainly about?

- a) why you should plant flowers in your garden
- b) butterflies and how they drink
- c) where butterflies live

5. A) What do butterflies use to drink the sweet juice in flowers?

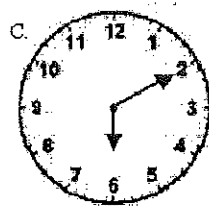
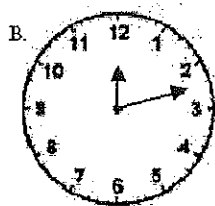
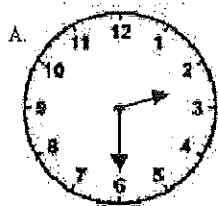
B) Draw a picture of a butterfly drinking from a flower.



6. What did you learn from "Butterflies and Flowers"?

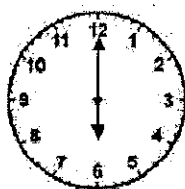
7. Class Discussion Question: Explain why planting flowers in your garden will help you see more butterflies.

36. Which clock reads 2:30?



- A. A
B. B
C. C

37. What time is it?



- A. 12:00
B. 12:30
C. 6:00

38. Find the difference:

$\begin{array}{r} 5 \\ -0 \end{array}$	$\begin{array}{r} 11 \\ -9 \end{array}$	$\begin{array}{r} 2 \\ -2 \end{array}$	$\begin{array}{r} 12 \\ -5 \end{array}$	$\begin{array}{r} 11 \\ -6 \end{array}$	$\begin{array}{r} 9 \\ -9 \end{array}$	$\begin{array}{r} 12 \\ -6 \end{array}$
--	---	--	---	---	--	---

$\begin{array}{r} 10 \\ -9 \end{array}$	$\begin{array}{r} 13 \\ -7 \end{array}$	$\begin{array}{r} 7 \\ -3 \end{array}$	$\begin{array}{r} 15 \\ -9 \end{array}$	$\begin{array}{r} 13 \\ -4 \end{array}$	$\begin{array}{r} 10 \\ -8 \end{array}$	$\begin{array}{r} 15 \\ -6 \end{array}$
---	---	--	---	---	---	---

Ask Mom or Dad for some coins to help with the following questions or draw the coins on paper.

39. Mike had 2 quarters in his pocket. He traded his 2 quarters with his friend Pam. They made an even trade. Mike got:

- A. 25 pennies
- B. 6 nickels
- C. 5 dimes

40. 10 dimes are equal to:

- A. 2 quarters
- B. \$1.00
- C. 10 cents

41. 1 dime is equal to:

- A. 1 nickel
- B. 3 nickels
- C. 1 nickel and 5 pennies

42. How much money is this?




- A. 30 cents
- B. 35 cents
- C. 40 cents

43. Write these numbers from smallest to largest. 36, 12, 28, 7

_____, _____, _____, _____

44. How much money is this?



- A. 5 cents
B. 28 cents
C. 53 cents
45. 23 is one more than _____
46. _____ is just before 12.
47. Jack had 50 cents. He lost 2 dimes. How much money does he have left?
- A. 48 cents
B. 30 cents
C. 20 cents
48. I bought candy for 20 cents and gum for 15 cents. How much money did I spend?
- A. 5 cents
B. 35 cents
C. 30 cents